TOOLBOX SAFETY TRAINING

ESC SAFETY CONSULTANTS

Company _____ Location _____ Date _____

Vol 30 - No 37 UNDERMINING AROUND TRENCH BOXES

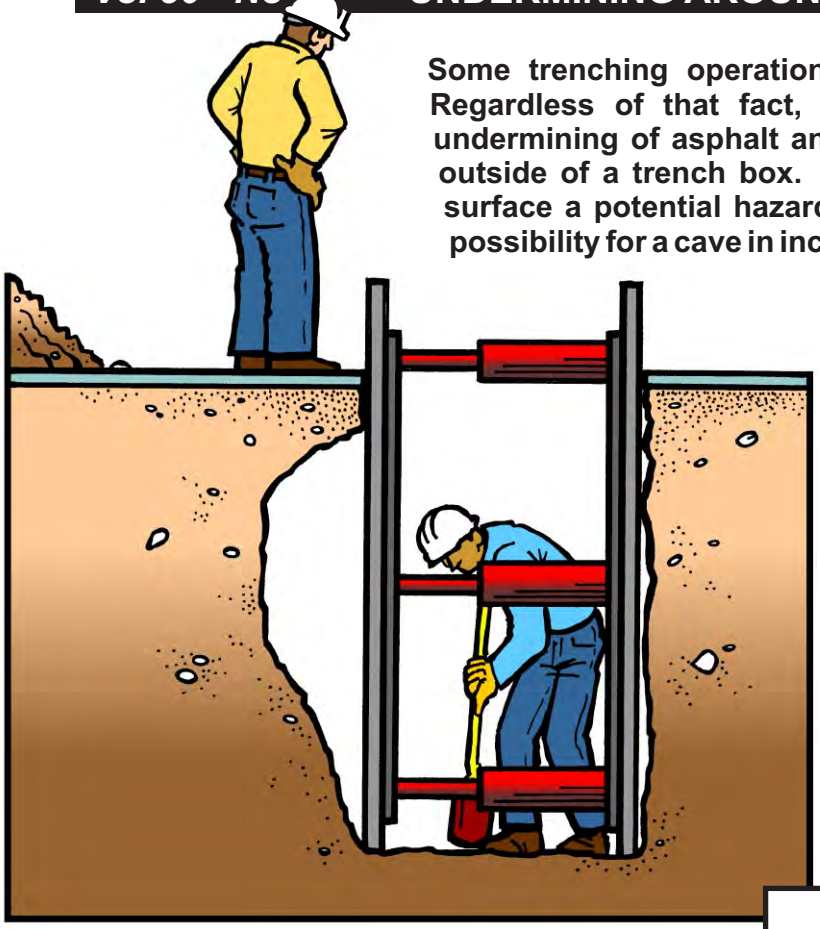

Some trenching operations allow for minimum amount of space. Regardless of that fact, when excavating B or C type material, undermining of asphalt and sidewalks can cause cave in situations outside of a trench box. This makes the surrounding area on the surface a potential hazard. Add to this inclement weather and the possibility for a cave in increases.

The following are recommendations for undermining:

1. Backfill material between trench and trench box walls thus eliminating the cave in hazard.
2. Barricade the undermined surface area so no one can walk on the hazardous area.
3. Rigid ramping from solid surface area to trench box sides.

See OSHA standard 1926.650 to 652 for regulations concerning trenching and excavations

OSHA 1926.651(i)(3) Sidewalks, pavements, and appurtenant structure shall not be undermined unless a support system or another method of protection is provided to protect employees from the possible collapse of such structures.

OSHA 1926.651(k)(1)-(2) Daily inspections shall be made by the competent person prior to the start of work and throughout the shift. Where the competent person finds evidence of a situation that could result in a possible cave-in or other hazardous conditions, exposed employees shall be removed from the hazardous area until the necessary precautions have been taken to ensure their safety.

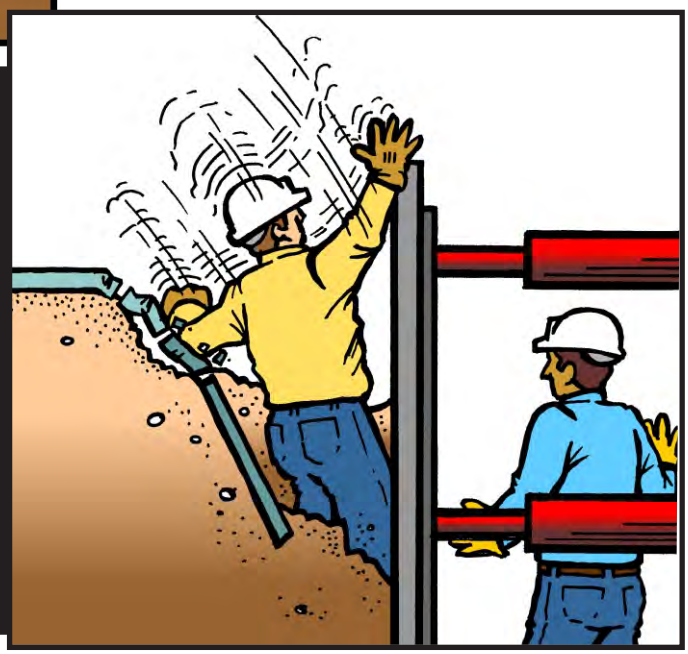

A publication of ESC Safety Consultants, Inc. - P. O. Box 691447 - San Antonio, Texas 78269 - 1-800-327-1516
Visit our website at www.escsafety.com for a complete list of all our safety services
© 2023 - All rights reserved. This publication may not be reproduced in any manner without the written permission of ESC Safety Consultants, Inc.

ESC TOOLBOX SAFETY TRAINING

Company _____ Location _____ Date _____

Vol 30 - No 37 UNDERMINING AROUND TRENCH BOXES



Some trenching operations allow for minimum amount of space. Regardless of that fact, when excavating B or C type material, undermining of asphalt and sidewalks can cause cave in situations outside of a trench box. This makes the surrounding area on the surface a potential hazard. Add to this inclement weather and the possibility for a cave in increases.

The following are recommendations for undermining:

1. Backfill material between trench and trench box walls thus eliminating the cave in hazard.
2. Barricade the undermined surface area so no one can walk on the hazardous area.
3. Rigid ramping from solid surface area to trench box sides.

See OSHA standard 1926.650 to 652 for regulations concerning trenching and excavations

OSHA 1926.651(i)(3) Sidewalks, pavements, and appurtenant structure shall not be undermined unless a support system or another method of protection is provided to protect employees from the possible collapse of such structures.

OSHA 1926.651(k)(1)-(2) Daily inspections shall be made by the competent person prior to the start of work and throughout the shift. Where the competent person finds evidence of a situation that could result in a possible cave-in or other hazardous conditions, exposed employees shall be removed from the hazardous area until the necessary precautions have been taken to ensure their safety.



A publication of ESC Safety Consultants, Inc. - P. O. Box 691447 - San Antonio, Texas 78269 - 1-800-327-1516
Visit our website at www.escsafety.com for a complete list of all our safety services
© 2023 - All rights reserved. This publication may not be reproduced in any manner without the written permission of ESC Safety Consultants, Inc.